



District Report Card: 2017


State: Bihar	District: Sheikhpura
Class: 5	Subject: Language
Schools: 60	Students: 1119


Participation/Coverage


Students

<div>GENDER</div> <div></div>	Boys				Girls			
	Number		%		Number		%	
	528		47.18		591		52.82	

<div>AREA</div> <div></div>	Rural				Urban			
	Number		%		Number		%	
	977		87.31		142		12.69	

<div>CATEGORY</div> <div></div>	SC		ST		OBC		GEN	
	Number	%	Number	%	Number	%	Number	%
	220	19.66	2	0.18	811	72.48	86	7.69

<div>CWSN</div> <div></div>	LD	VI	HI	S&LD	ID	Oth
	4	4	0	1	2	2

<div>Management</div> <div></div>	Government			Government-aided		
	Number		%	Number		%
	1119		100.00	0		0.00

Average Performance of Students in Language (%)

Overall	Gender		Area		Management		Social Group			
	Male	Female	Rural	Urban	Govt.	Aided	SC	ST	OBC	GEN
48.78	50.23	47.49	48.95	47.61	48.78	0.00	48.52	53.33	48.08	55.97

Performance on Learning Outcomes (LOs)

Learning Outcomes	Description	Average Performance(%)
L504	Reads and comprehends independently storybooks, news items/ headlines, advertisements etc.	45.18
L508	Reads text with comprehension, locates details and sequence of events	50.58

Range of Performance of Students who Answered Correctly							
Below 30%		30% - 50%		50% - 75%		Above 75%	
Number	%	Number	%	Number	%	Number	%
240	21.45	359	32.08	391	34.94	129	11.53

Lowest Performing Learning Outcomes (LOs)

- 1 - Reads and comprehends independently storybooks, news items/ headlines, advertisements etc. (45.18)
- 2 - Reads text with comprehension, locates details and sequence of events (50.58)